

TaroWorks 101

- Introduction
 - What is TaroWorks?
 - Why We Should Use TaroWorks?
 - Other Related Mobile Applications
- Download & Installation
 - How to Download TaroWorks?
 - How to Install TaroWorks?
- Account Activation & Login
 - How to Reset Password for the First Time?
 - How to Login TaroWorks for the First Time?
 - TaroWorks First Look/Skeleton
- Job/Survey
 - Case 1: New Job > Sync Now
 - Case 2: New Job > Sync Later
 - Case 3: New Job > Leave Job/Incomplete Jobs
 - Case 4: Leave Job/Incomplete Jobs > Delete Job/Completed Jobs/Synced Jobs
- TaroWorks Features
 - Understanding TaroWorks Terms
 - New Job, Saved Jobs, Leave Job, Delete Job
 - Sync Now & Sync Later
 - Tabs: Incomplete Jobs, Completed Jobs, Synced Jobs
- Miscellaneous

- [Common Troubleshooting](#)
- [Do's & Don'ts](#)

- [FAQ](#)

Introduction

What is TaroWorks?


TaroWorks [Green Foundation](#)            


Why We Should Use TaroWorks?

[illegible]

Other Related Mobile Applications

TaroWorks ██████████ █████ ██████████ ██████████ █████ ██████████ ██████████ Salesforce ██████████ ██████████ Salesfo

Mobile Browser:    TaroWorks  [Play Store](#)

   [Google Chrome](#)              

File Sharing:     [SHAREit](#) [SHAREit](#)  [SHAREit](#)

WhatsApp: WhatsApp Play Store WhatsApp


TaroWorks

WhatsApp

Download & Installation

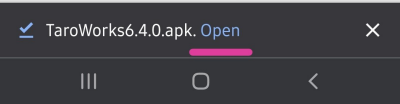
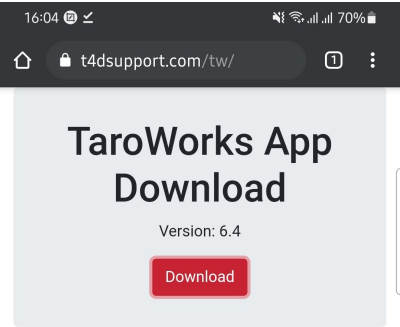
How to Download TaroWorks?

আপনি যদি Google Play Store বা Apple Store থেকে TaroWorks ডাউনলোড করতে পারেন, তবে আপনি এখানে somadhanhobe.com/tw থেকে ডাউনলোড করতে পারেন।

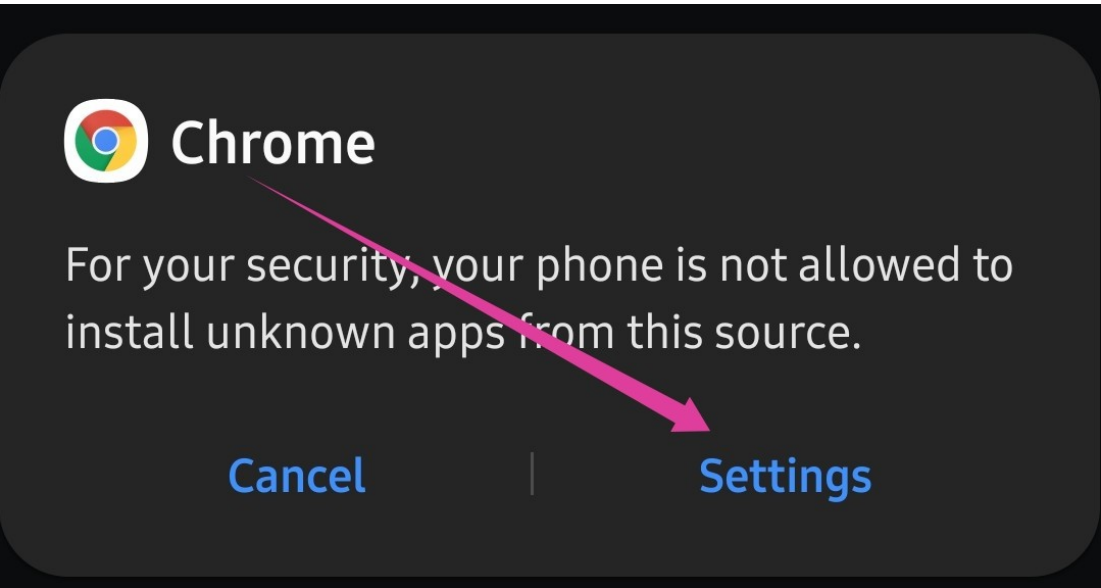


How to Install TaroWorks?

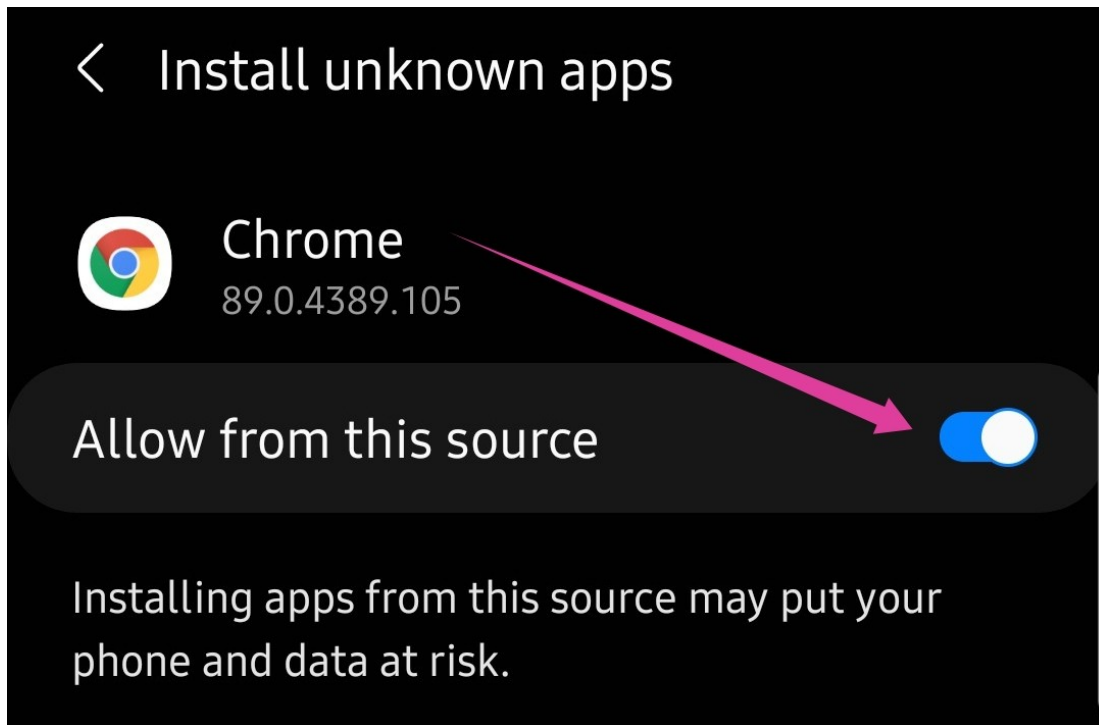
TaroWorks is a powerful tool for managing your business. To get started, you need to download and install the app. Here's how to do it:



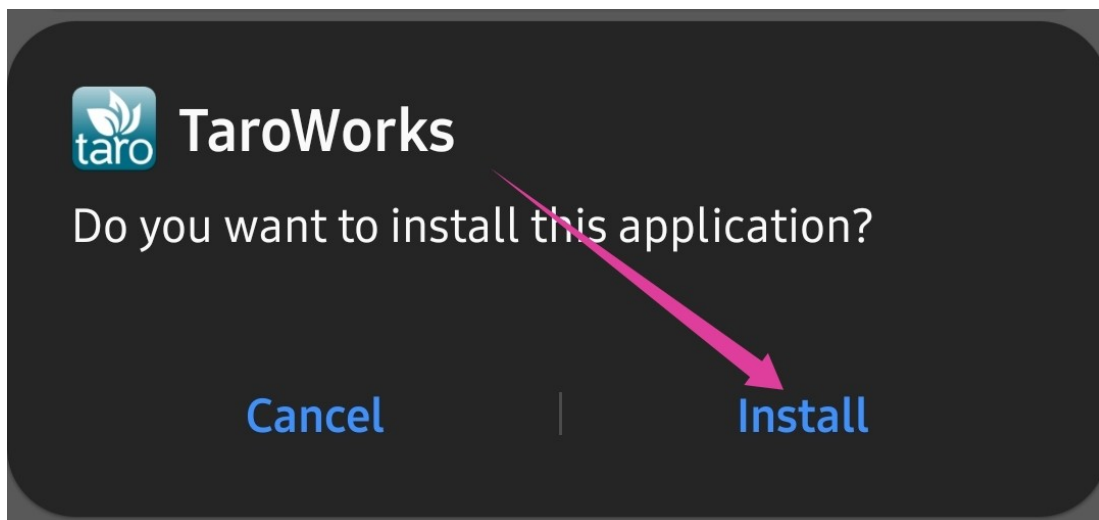
After downloading the app, you need to install it. To do this, you need to enable "Unknown Sources" in your phone's settings. Here's how to do it:



Settings > Security > Unknown sources > Allow



TaroWorks > Do you want to install this application?





TaroWorks

App installed.

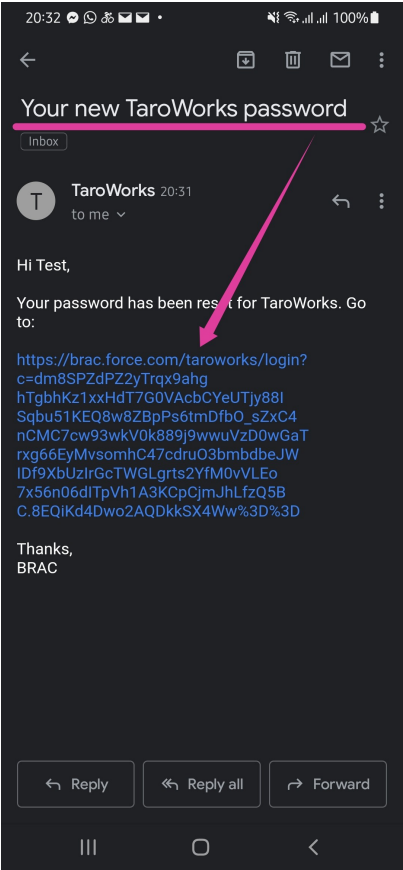
[Done](#)

[Open](#)

Account Activation & Login

How to Reset Password for the First Time?

After you receive the email from TaroWorks, click on the link, and you will be redirected to the login page.




After you click on the link, you will be redirected to the login page. You will see a message that says "Confirm New Password" and "Change Password".

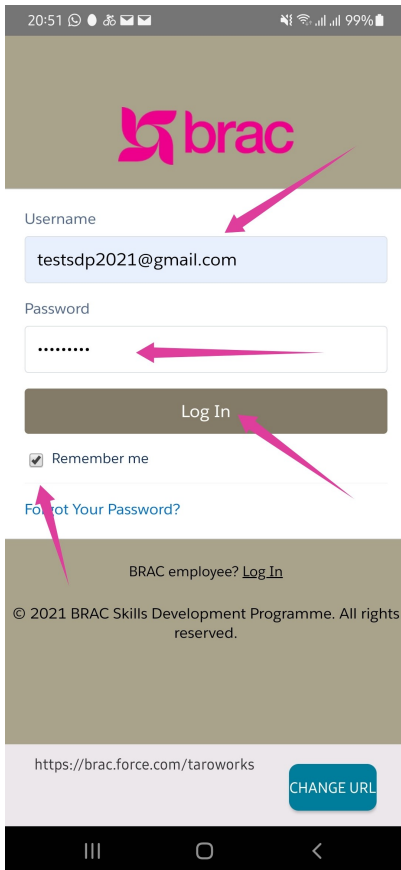
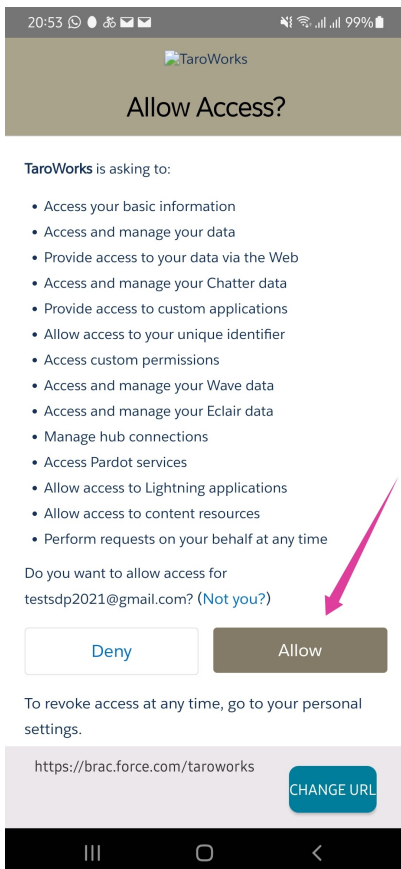


How to Login TaroWorks for the First Time?

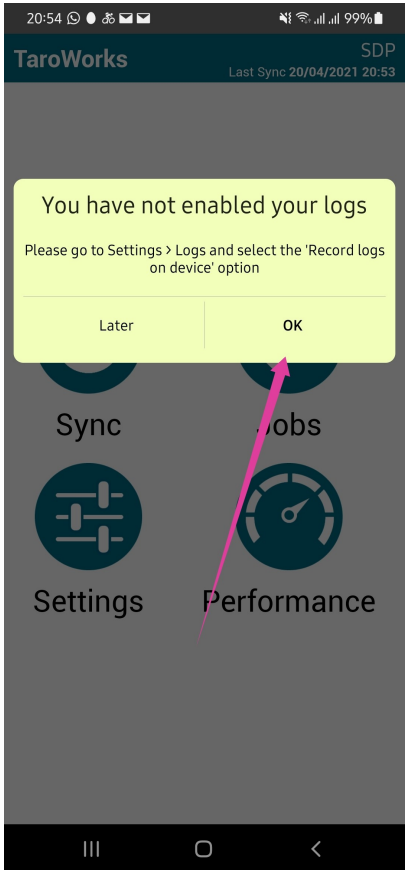
After you have installed the TaroWorks application on your device, you will be prompted to enter your organization's Salesforce Community URL. If you are unsure of the URL, you can find it by logging into the TaroWorks web portal at brac.force.com/taroworks and clicking the Continue button.



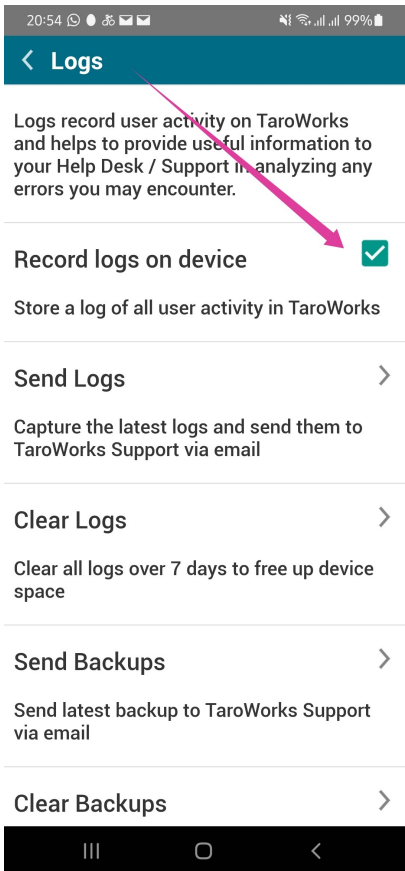
After clicking the Continue button, you will be prompted to enter your Username and Password. There is also a checkbox for 'Remember me' and a 'Log In' button.

[illegible]

Allow [] [] [] [] TaroWorks [] [] [] [] [] [] [] [] [] [] [] [] []

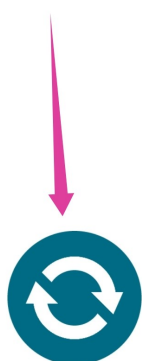


Click the **OK** button and go to **Settings > Logs** and select the **Record logs on device** option



TaroWorks First Look/Skeleton


TaroWorks 是一个基于 Taro 框架开发的轻量级企业级应用，旨在帮助企业实现数字化转型。它支持多种业务场景，包括销售、营销、客服等。用户可以通过 TaroWorks 实现客户管理、销售跟进、营销活动管理等功能。TaroWorks 采用微服务架构，支持分布式部署，具有良好的扩展性和性能。用户可以通过 TaroWorks 实现客户管理、销售跟进、营销活动管理等功能。TaroWorks 采用微服务架构，支持分布式部署，具有良好的扩展性和性能。



Sync



Jobs



Settings



Performance



用户可以通过 TaroWorks 实现客户管理、销售跟进、营销活动管理等功能。TaroWorks 采用微服务架构，支持分布式部署，具有良好的扩展性和性能。

用户可以通过 TaroWorks 实现客户管理、销售跟进、营销活动管理等功能。TaroWorks 采用微服务架构，支持分布式部署，具有良好的扩展性和性能。

Sync: 用于同步数据，支持多种数据源，如 Salesforce、Salesforce 等。

Jobs: 用于执行定时任务，支持多种任务类型，如数据同步、数据清洗等。

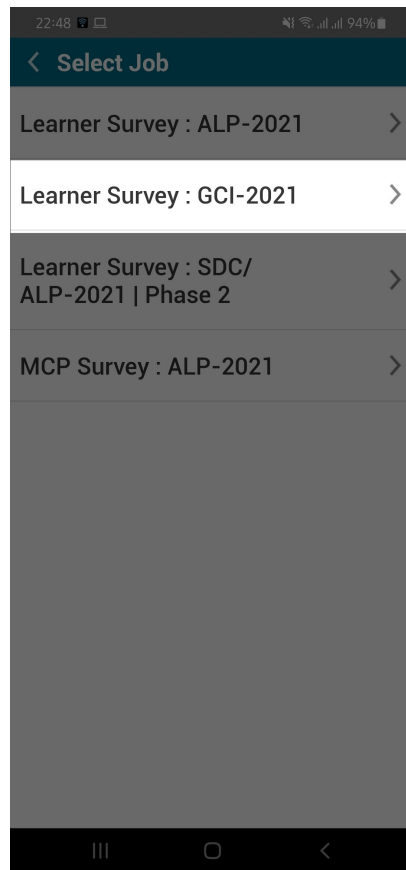
Performance: 100%

Settings:

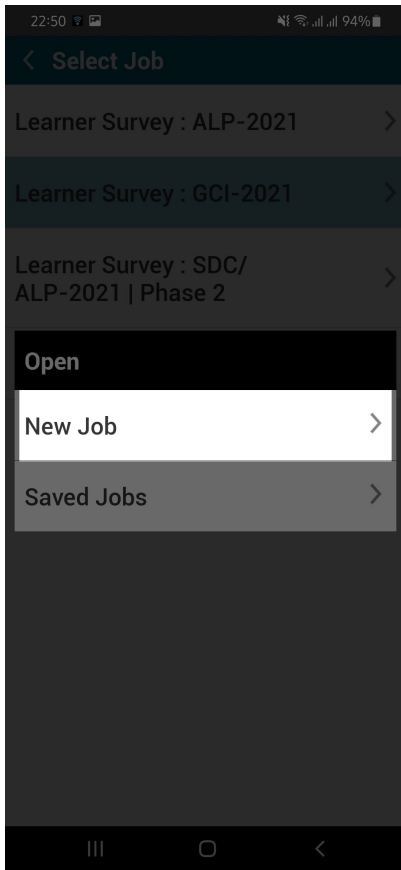
Job/Survey

Case 1: New Job > Sync Now

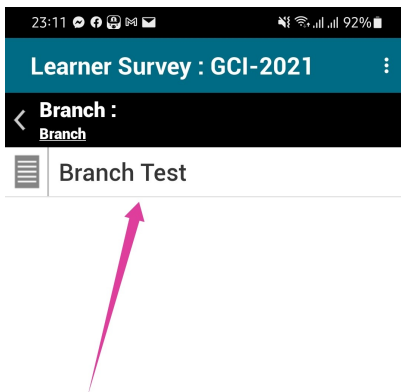
TaroWorks Jobs .

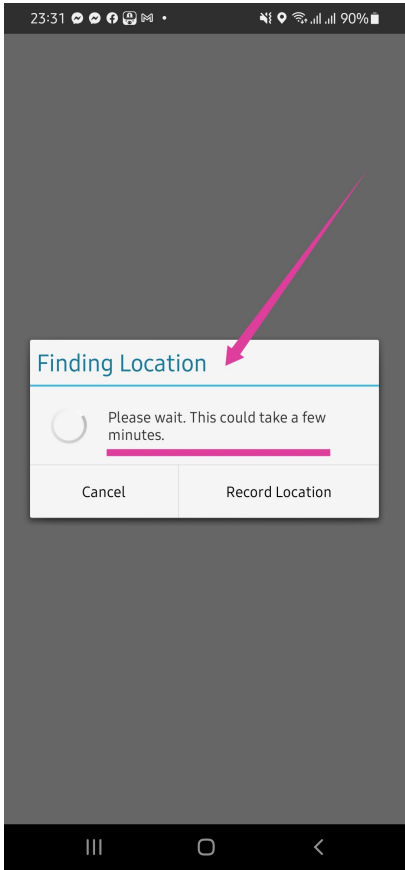


New Job Saved Jobs

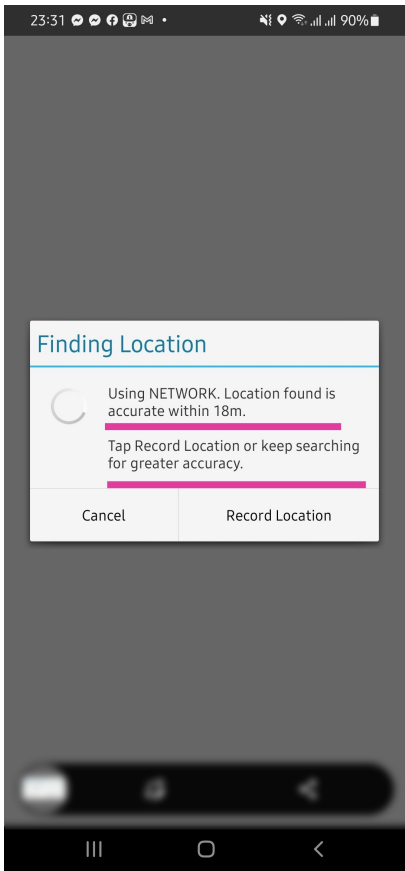


New Job ☐ ☐ ☐ ☐ ☐ ☐ ☐ ☐ ☐ Learner Survey ☐ ☐ ☐ ☐ ☐ ☐






When the location is found, the dialog box will show the location and the accuracy. The user can then tap 'Record Location' or 'Find Location' to save the location or keep searching for greater accuracy. The dialog box will also show the location and the accuracy.



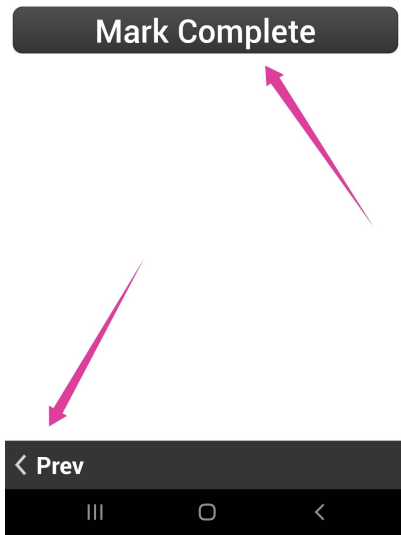
The dialog box will also show the location and the accuracy. The user can then tap 'Record Location' or 'Find Location' to save the location or keep searching for greater accuracy. The dialog box will also show the location and the accuracy.



When the user clicks on the 'Replace Location' button, the app displays the current GPS location details in a modal dialog. The details include the latitude, longitude, altitude, and accuracy of the location. The user can then choose to either replace the location or cancel the action.



When the user clicks on the 'Next' button, the app displays a 'Task is Completed' message. The user can then choose to either go back to the previous screen or proceed to the next screen.



☐ Sync Now ☒ Sync Later

☐ Sync Now ☒ Sync Later

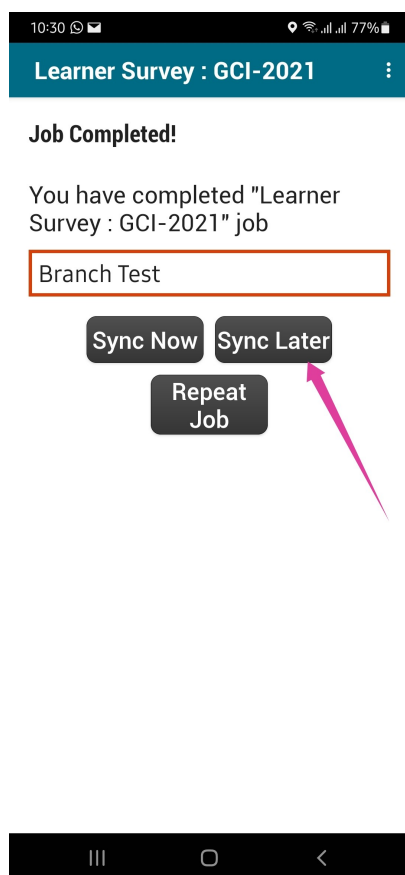
Salesforce



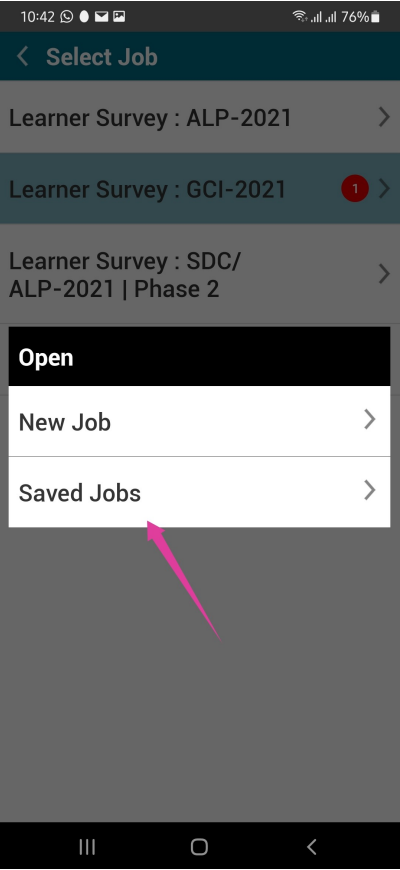
Sync Now TaroWorks OK TaroWorks

Case 2: New Job > Sync Later

Case 1 - If you have a job that is not Sync Now, you can sync it later. Case 2 If you have a job that is not Sync Now, you can sync it later. Salesforce Case 1 If you have a job that is not Sync Now, you can sync it later. Jobs Case 2 If you have a job that is not Sync Now, you can sync it later. Sync Later




TaroWorks Case 1 If you have a job that is not Sync Now, you can sync it later. Case 2 If you have a job that is not Sync Now, you can sync it later. Sync Later [Case 1 If you have a job that is not Sync Now, you can sync it later. Jobs Case 2 If you have a job that is not Sync Now, you can sync it later. Sync Later [Later Case 1 If you have a job that is not Sync Now, you can sync it later. Jobs Case 2 If you have a job that is not Sync Now, you can sync it later. Sync Later [



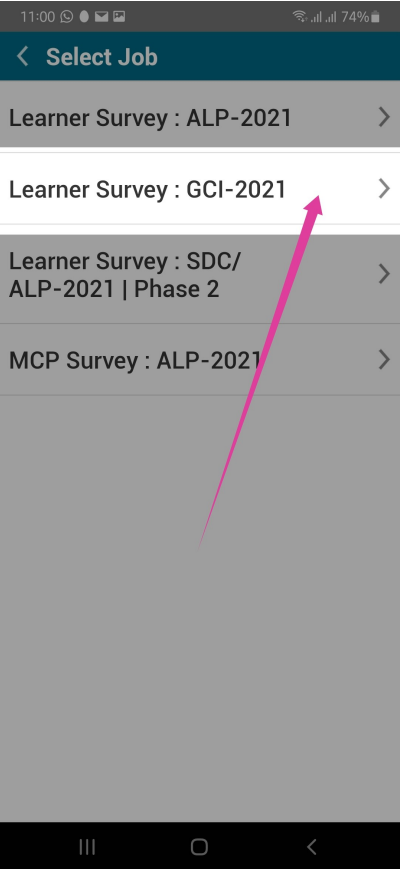
Click on the 'Saved Jobs' option, Incomplete Jobs, Completed Jobs, Synced Jobs



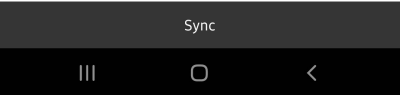
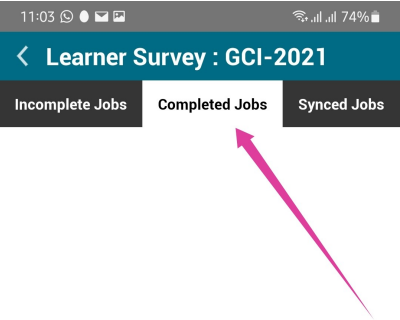
Completed Jobs, Mark Complete Sync Later Complete Sync Now TaroWorks



TaroWorks Jobs Salesforce



Click on the 'Learner Survey : GCI-2021' item in the 'Select Job' screen. The screen will display the 'Learner Survey : GCI-2021' screen, which shows the 'Saved Jobs' and 'Incomplete Jobs' sections. The 'Saved Jobs' section displays a list of jobs, and the 'Incomplete Jobs' section displays a list of jobs that are not yet completed.



Click on the 'Synced Jobs' tab in the 'Learner Survey : GCI-2021' screen. The screen will display the 'Synced Jobs' section, which shows a list of jobs that have been synced. The 'Synced Jobs' section displays a list of jobs, and the 'Synced Jobs' section displays a list of jobs that have been synced.



Case 3: New Job > Leave Job/Incomplete Jobs

১১১১ ১১১ ১১১১১১ ১১১১ ১১১১১১১১ ১১১১ ১১১ ১১১১১১১১১১১১১১ ১১১১ ১১১১ ১১১১ ১১১১১১১১১১ ১১১১ ১১১১১১ ১১ ১১১১১১ ১১ ১১১১

11:28 📶 🔋 72%

Learner Survey ⋮

Branch : Branch Test ▾

Learner Information

শিক্ষার্থীর মোবাইল নং*

Enter response

< Prev

Next >





||| □ <

১১১১১ ১১১১১ ১১১১ ১১১১ ১১১১১১ ১১১১১ ১১১১১ ১১১১১১১১ ১১১১ View Index ১১১১১১১ ১১১১১১ ১১১১১ ১১১১১

[< Prev](#)
[Next >](#)

[illegible]

11:31



72%

জন্ম তারিখ

21/04/21

শিক্ষার্থীর মোবাইল নং

জেন্ডার

ধর্ম

পিতার নাম

মাতার নাম

বৈবাহিক অবস্থা

পরিবারের সদস্য সংখ্যা

স্থায়ী ঠিকানা

Division









Zila


Go Up


Go To Start

Go To End

[< Prev](#)
[Next >](#)

11:38         71%

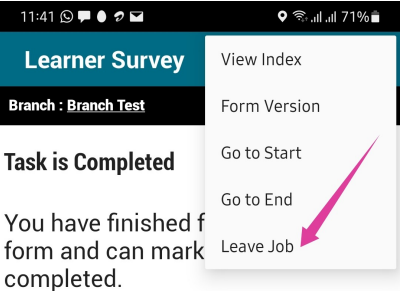
Learner Survey 

Branch : Branch Test 

You have finished filling in this form and can mark this task as completed.

◀ Prev

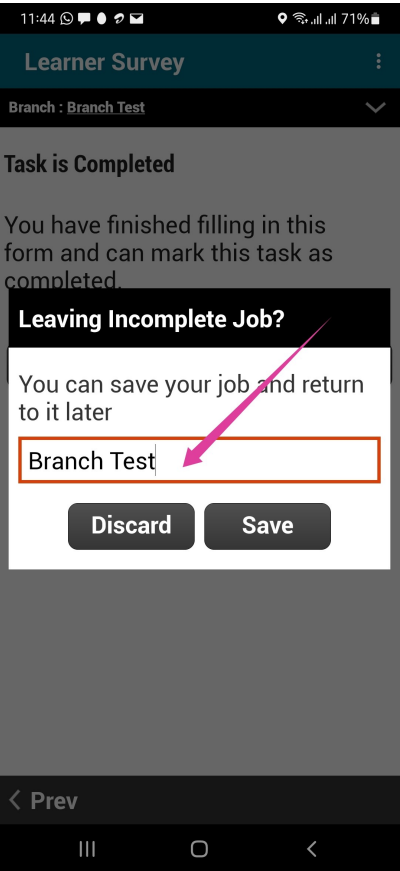
[illegible]



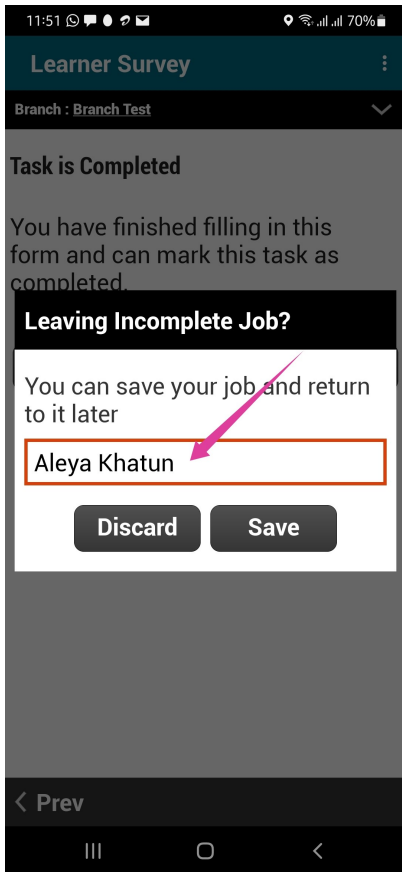
Mark Complete



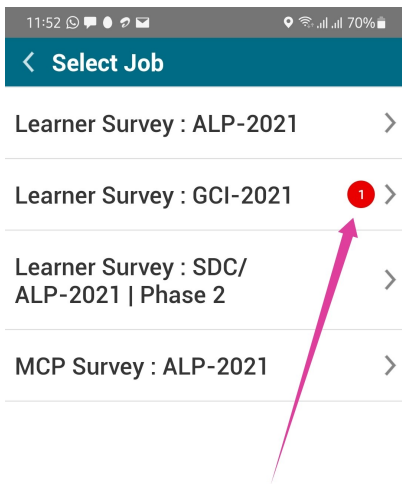
When you click on 'Leave Job' option, a dialog box will appear asking you to confirm if you want to leave the job incomplete. You can click on 'Discard' or 'Save' to proceed.



The dialog box will allow you to save your progress and return to the survey later, or discard your progress.



ඔබ ඔබේ අවසන් කර ඇති සියලුම සමීක්ෂණ TaroWorks වෙබ් අඩවියේ ඇති 'Incomplete' කොටසේ සිට ඔබේ සමීක්ෂණ සංස්කරණය කළ හැකිය. 'Sync Later' හෝ 'Leave Job' බොත්මන ඔබ්බේ තබා ගන්න.

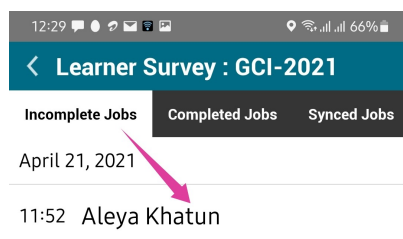


ඔබේ සමීක්ෂණ සංස්කරණය කළ හැකිය, TaroWorks වෙබ් අඩවියේ Job කොටසේ ඇති 'Survey' බොත්මන ඔබ්බේ තබා ගන්න.

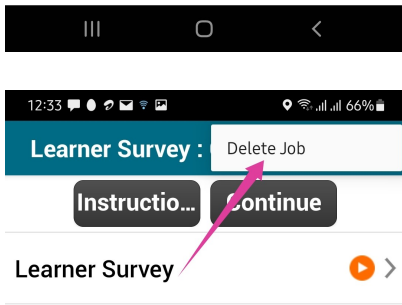
Case 4: Leave


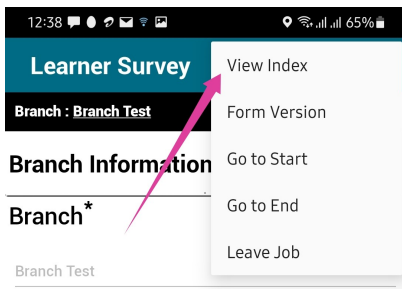
Job/Incomplete Jobs > Delete Job/Completed Jobs/Synced Jobs

Click on the Job/Incomplete Jobs > Delete Job/Completed Jobs/Synced Jobs. Leave Job. Case , Mark Complete Sync Later Salesforce Salesforce Learner Survey : GC Saved Jobs Incomplete Jobs Aleya Khatun Leave Job Save



Click on the Job/Incomplete Jobs > Delete Job/Completed Jobs/Synced Jobs. Leave Job. Case , Mark Complete Sync Later Salesforce Salesforce Learner Survey : GC Saved Jobs Incomplete Jobs Aleya Khatun Leave Job Save

[illegible]

[illegible]

View Index 

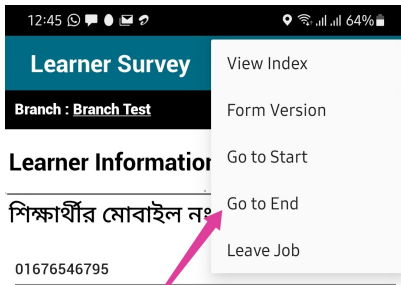
21/04/21

Go To End

Branch : Branch Test

01676546795

Next >



Job Completed!

You have completed "Learner Survey : GCI-2021" job

Aleya Khatun

Sync Now

Sync Later



কেস ১: শিক্ষার্থীর মোবাইল নং/নামের সাথে 'Sync Now' বা 'Sync Later' ক্লিক করে 'Mark Complete' ক্লিক করে 'Sync' ক্লিক করে 'Salesforce' [

TaroWorks Features

Understanding TaroWorks Terms

TaroWorks 是一個基於雲端、專為台灣市場而設計、可協助您管理、追蹤、分析、報告、及分享您的調查數據的系統。以下為 TaroWorks 系統中的一些基本術語，供您參考。

| TaroWorks 術語 | 調查系統 基本術語 | 調查系統 基本術語 |
|-----------------|---------------------------|-----------------|
| Job | Survey | 調查 |
| New Job | New Survey | 新增調查 |
| Saved Jobs | Saved Surveys List | 已保存的調查清單 |
| Delete Job | Delete Survey | 刪除調查 |
| Leave Job | Leave Survey | 離開調查 |
| Incomplete Jobs | Incomplete Surveys List | 未完成的調查/未完成的調查清單 |
| Completed Jobs | Completed Surveys List | 已完成的調查/已完成的調查清單 |
| Synced Jobs | Sent Surveys List | 已同步的調查/已同步的調查清單 |
| Discard | Cancel | 取消 |
| Save | Save | 儲存 |
| Sync | Send | 同步/發送-調查/調查清單 |
| Sync Now | Send Now | 立即同步/立即發送 |
| Sync Later | Send Later | 稍後同步/稍後發送 |
| View Index | View All Survey Questions | 查看所有調查問題 |
| Go to End | Go to Mark Complete Page | 前往標記完成頁面 |
| Mark Complete | Done/Survey Complete | 標記完成/調查完成 |

New Job, Saved Jobs, Leave Job, Delete Job

TaroWorks [] [] [] [] [] [] [] [] [] New Job, Saved Jobs, Leave Job [] Delete Job [] [] [] [] [] [] []

| New Job | Saved Jobs | Leave Job | Delete Job |
|----------------|---|------------------------------------|---------------------------|
| [Progress Bar] | [Progress Bar] job [Progress Bar] | [Progress Bar] | [Progress Bar] |
| [Progress Bar] | Complete [Progress Bar] Sync [Progress Bar] [Progress Bar] | [Progress Bar] Sync [Progress Bar] | Incomplete [Progress Bar] |

Sync Now & Sync Later

[illegible]

| Sync Now | Sync Later |
|--|--|
| <p>TaroWorks Sync Now</p> <p>Salesforce Sync Now</p> | <p>TaroWorks Sync Later</p> <p>Salesforce Sync Later</p> |
| <p>Sync Now</p> <p>Sync Later</p> | <p>Sync Now</p> <p>Sync Later</p> |

Tabs: Incomplete Jobs, Completed Jobs, Synced Jobs

TaroWorks 提供了 Incomplete Jobs, Completed Jobs, Synced Jobs 三个 Tab，方便用户管理不同的作业状态。

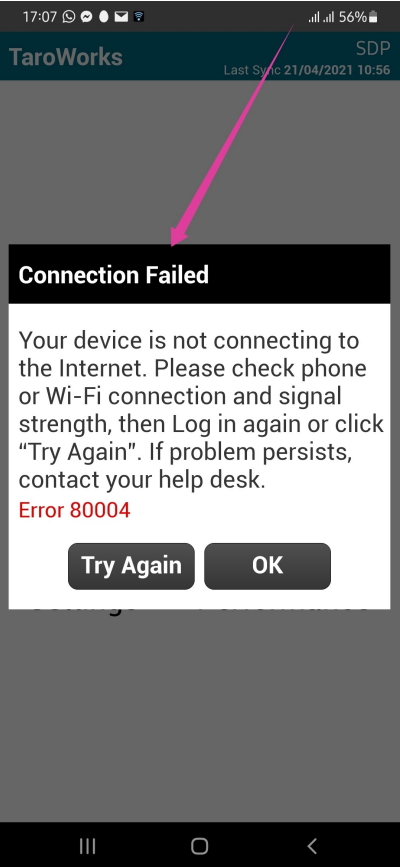
| Incomplete Jobs | Completed Jobs | Synced Jobs |
|--|--|--------------------------------|
| 显示了所有未完成的作业。包括 Saved Jobs 和 Incomplete Jobs。 | 显示了所有已完成的作业。包括 Completed Jobs 和 Synced Jobs。 | 显示了所有已同步的作业。包括 Synced Jobs。 |
| 用户可以在此 Tab 中查看作业详情，并进行编辑或删除操作。 | 用户可以在此 Tab 中查看作业详情，并进行编辑或删除操作。 | 用户可以在此 Tab 中查看作业详情，并进行编辑或删除操作。 |

Miscellaneous

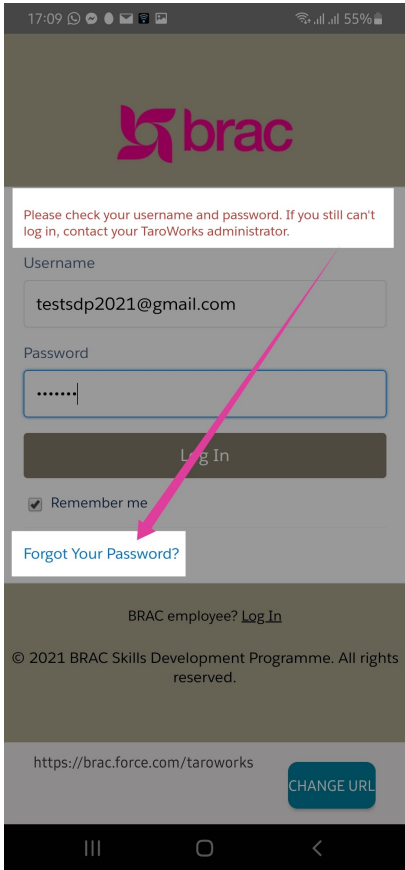
Common Troubleshooting

TaroWorks 在连接设备时，可能会出现以下问题：

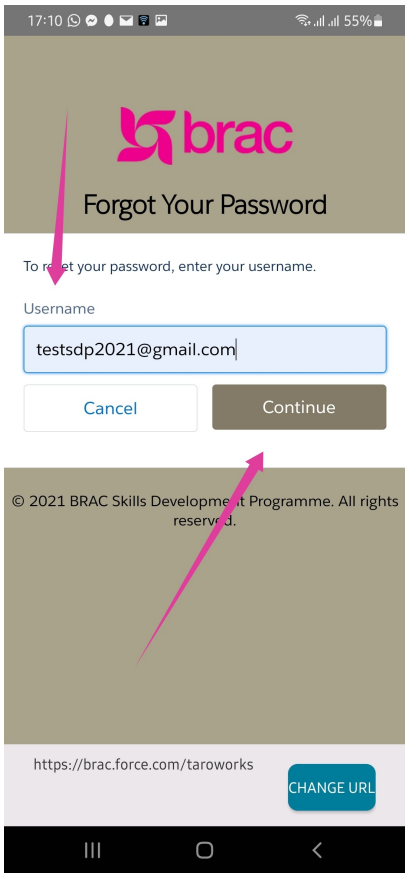
Connection Failed: 设备无法连接到互联网。请检查手机或 Wi-Fi 连接和信号强度，然后登录或单击“Try Again”。如果问题 persists，请联系您的帮助台。



Login Failed: 设备无法连接到 TaroWorks。请检查手机或 Wi-Fi 连接和信号强度，然后登录或单击“Try Again”。如果问题 persists，请联系您的帮助台。

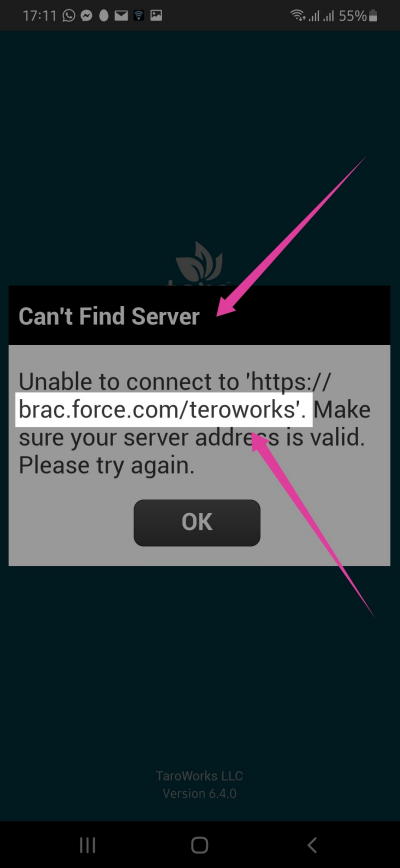


Click on the "Forgot Your Password?" link. The "Forgot Your Password" screen will appear. Enter your Username in the "Username" field.



Can't Find Server: If you cannot find the TaroWorks Community URL, you can find the Community URL by clicking on the "CHANGE URL" button at the bottom of the screen.

1. 設定 -> 接続 -> TaroWorks 接続情報 -> Community URL 欄に https://brac.f



2. 設定 -> 接続 -> TaroWorks 接続情報 -> Community URL 欄に https://brac.f

Do's & Don'ts

TaroWorks 在集成 Salesforce 数据时，有一些最佳实践和注意事项，可以帮助您更高效地完成数据同步。

- 在同步前，请确保您的 Salesforce 数据是最新的。您可以通过点击 Sync Now 按钮来手动同步。
- 如果您不需要立即同步，可以点击 Sync Later 按钮，稍后再进行同步。
- 如果您需要取消同步，可以点击 Leave Job 按钮。这将停止当前的同步任务，并保留已同步的数据。
- 如果您需要删除已同步的数据，可以点击 Discard 按钮。这将删除所有已同步的数据，并重新同步 Salesforce 中的最新数据。
- 如果您需要重新同步，可以点击 Sync 按钮。这将重新同步所有数据，并覆盖已同步的数据。
- 如果您需要查看同步进度，可以点击 Complete 按钮。这将显示同步进度，并允许您查看同步日志。
- 如果您需要查看同步结果，可以点击 Sync Later 按钮。这将显示同步结果，并允许您查看同步日志。
- TaroWorks 的同步精度为 30m，这意味着同步数据的时间精度为 30 分钟。

在集成 Salesforce 数据时，还有一些其他注意事项，可以帮助您更高效地完成数据同步。

- 请确保您的 Salesforce 数据是最新的。您可以通过点击 Sync Now 按钮来手动同步。
- 如果您需要取消同步，可以点击 Leave Job 按钮。这将停止当前的同步任务，并保留已同步的数据。
- 如果您需要删除已同步的数据，可以点击 Discard 按钮。这将删除所有已同步的数据，并重新同步 Salesforce 中的最新数据。
- 如果您需要重新同步，可以点击 Sync 按钮。这将重新同步所有数据，并覆盖已同步的数据。
- 如果您需要查看同步进度，可以点击 Complete 按钮。这将显示同步进度，并允许您查看同步日志。
- 如果您需要查看同步结果，可以点击 Sync Later 按钮。这将显示同步结果，并允许您查看同步日志。
- TaroWorks 的同步精度为 30m，这意味着同步数据的时间精度为 30 分钟。

FAQ